LC25W150-300

Constant Current Driver

Model:LC25W150-300



Model	Output Current	Input Current	Input Power	Output Power Range	PF	Efficiency	Output Voltage	No load Voltage
LC25W150-300	150mA	0.06A	12.5W	2.25-10.5W	0.92	85%	15-70V	250V
	200mA	0.08A	16.5W	3.0-14.0W	0.94	86%		
	250mA	0.09A	20.0W	3.75-17.5W	0.95	88%		
	300mA	0.11A	24.0W	4.5-21.0W		89%		

*** Test result @230V, 50Hz, Full Load.**

1.Parameters

category	Item	Technical Norm
Features	Output Type	Constant Current
	IP Grade	IP20
	Insulation Class	Class Ⅰ
Input	Rated Input Voltage	220-240V
	Range of AC Input Voltage	198-264VAC
	Range of DC Input Voltage	176-280VDC
	Frequency	0/50-60Hz
	Power Factor	≥0.95(230VAC, full Load, see graphs)
	THD	≤20%(230VAC, full Load, see graphs)
	No-load Power Consumption	≤0.5W @230VAC
Output	Current Accuracy	±5%
	Max. Output Voltage	250V
	Started Delay Time	≤0.5S(230VAC，full load)
	Current Ripple(< 120 Hz)	±5%（Imax-Imin）/（Imax+Imin）
	PstLM	≤1
	SVM	≤0.4
	Emergency output coefficient	1

KGP Electronics GmbH
Hueckstraße 19
DE-58511 Lüdenscheid

Protection	Short Circuit Protection	Auto Recovery
	Overload Protection	Auto Recovery
	No-load Protection	Auto Recovery
	Insulation voltage	O/P to PE , 1.5KVac/1min I/P to PE , 1.5KVac/1min
	Insulation resistance	>100M ohm @ 500VDC
	Leakage current	I/P to O/P < 700μA
Environment	Ta/Operation Temperature	-20…+55℃
	Ts/Storage Temperature	-30....+85℃
	Tc/Enclosure Temperature	70℃
	Humidity	10%....90%RH
	Atmosphere	86-108KPa
Construction	Connection Method	Push-in Terminal
	Installation	Build-in
	PRI Wire preparation	0.5-1.5□
	SEC Wire preparation	0.5-1.5□
	Dimension	230*30*21mm (L*W*H)
Standards	Certification	CE、ENEC、EAC、UKCA、SAA
	Safety Standards	EN61347-1:2015 EN61347-2-13:2014/A1:2017 EN62384:2006/A1:2009 EN62493:2015 AS61347.2.13:2018 AS/NZS61347.1:2016 Inc A1
	EMC Standards	EN IEC 55015:2019 EN61547:2009 EN IEC 61000-3-2:2019 EN 61000-3-3:2013/A1:2019
	Performance	EN62384
	Surge	L-N:1KV；L/N-PE:2KV；
Others	RoHS	Complied to 2011/65/EU
	Life Time	50000h Tc=70℃, F.R. <10%
		75000h Tc=65℃, F.R. <10%
		100000h Tc=60℃, F.R. <10%
	Warranty	5years

Remark：
1.All Parameters, if not specified, are measured at 230VAC/50Hz and 25℃ ambient temperature.
2.LED Driver is a component of the luminaires. Luminaires and wire layout will affect the EMC, please check the EMC with end products again.

2. Output Current Setting

Output Current	Dial 1	Dial 2
300mA	ON	ON
250mA	OFF	ON
200mA	ON	OFF
150mA	OFF	OFF

KGP Electronics GmbH
Hueckstraße 19
DE-58511 Lüdenscheid

3.Connected quantities of different current Breaker

TYPE	LC25W150 -300 Connected quantities of different current Breaker						Input Voltage	Inrush Current	Time
	current（A）	10	13	16	20	25			
	Installation wire diameter	1.5mm²	2.5mm²	2.5mm²	4mm²	4mm²			
TYPE B		33	43	53	67	83	@230VAC	18	160us
TYPE C		53	69	85	107	133			
TYPE D		85	111	137	171	213			

4.Label

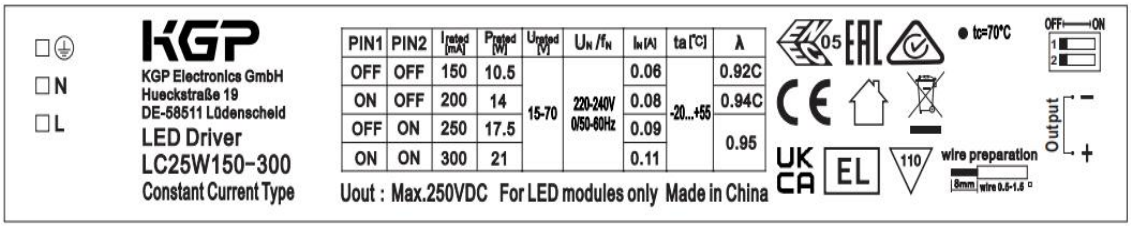

5.Lifetime curve

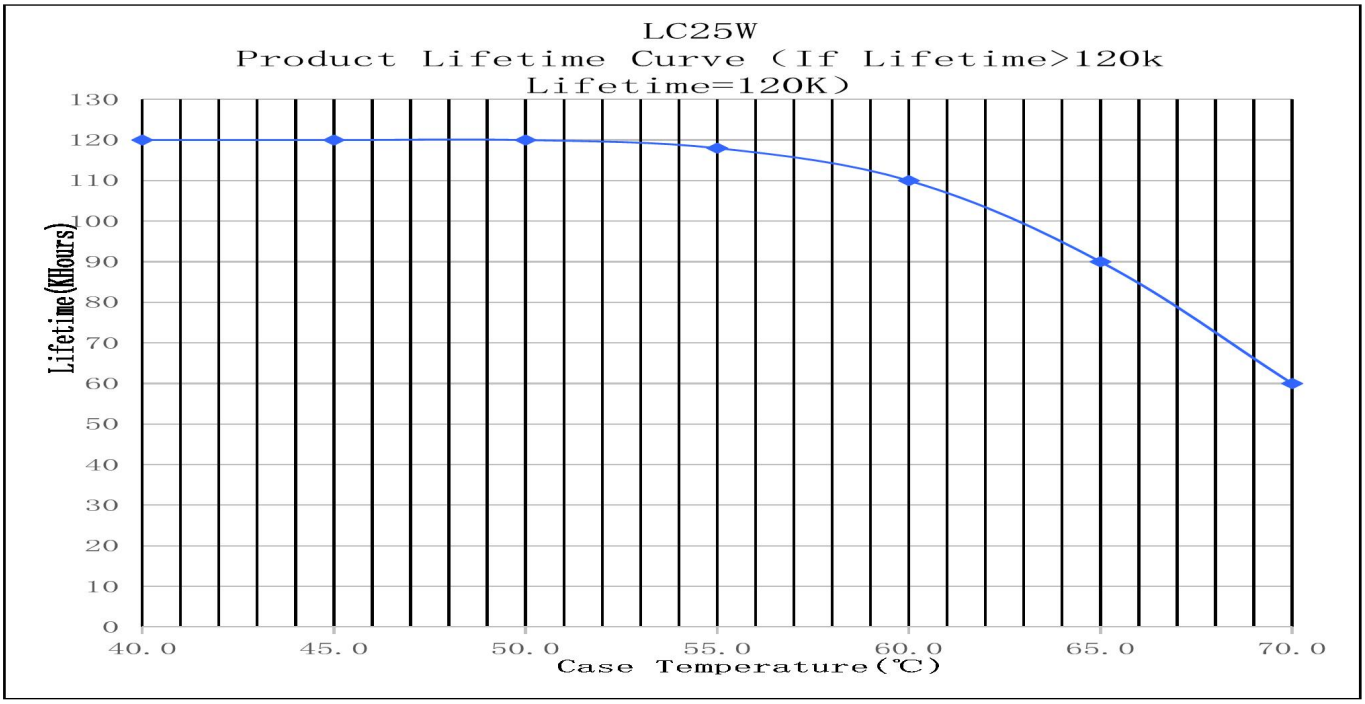

6.Dimension （Unit：mm）

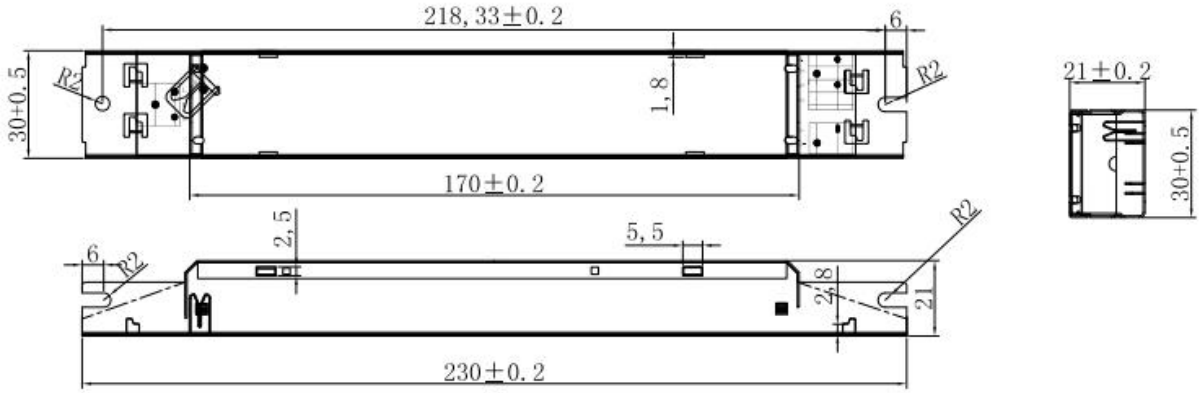

7.Packing information

Carton L*W*H(mm)	Pcs/Carton	Net weight/ Pcs(kg)	Net weight/ Carton(kg)	Gross weight / Carton(kg)
410*270*160MM	60PCS	T.B.D	T.B.D	T.B.D

8.Wiring Diagram



9.Wiring instructions

- All connections must be kept as short as possible to ensure good EMI behaviour
- Mains leads should be kept apart from LED Driver and other leads (ideally 5 – 10 cm distance)
- Advice the maximum length of output wires is 3 m
- Secondary switching is not permitted（Except for constant voltage）
- Incorrect wiring can damage LED modules.
- The wiring must be protected against short circuits to earth (sharp edged metals parts, metal cable clips, louver, etc.)
- The lamp controlgear replies upon the luminaire enclosure for protection against accidental contact with live parts.

KGP Electronics GmbH
Hueckstraße 19
DE-58511 Lüdenscheid

10.REVISION HISTORY

DATE	REV.	REMARK
2022-10-26	V1.0	Initial release.
2022-11-7	V1.1	Update Tc to 70℃.
2022-12-14	V1.2	Update the label.

KGP Electronics GmbH
Hueckstraße 19
DE-58511 Lüdenscheid